

L-RD 162R-FI-FA

Pressed steel swivel caster, medium duty design, with top plate fitting, with brake system 'stop-fix', wheel with "Blickle Comfort" two-component solid rubber tires, with pressed steel rim, with steel thread guard

EAN 4047526069223

ID 8649

Customs tariff number 87169090



rig: L series

- pressed steel, zinc-plated, blue-passivated, Cr6-free
- double ball bearing in the swivel head
- strong central kingpin (from wheel Ø 150 mm)
- swivel head seal
- minimum swivel head play and smooth rolling characteristic and increased service life due to the special dynamic Blickle riveting process















Wheel: RD series

- tire: two-component solid rubber "Blickle Comfort", hardness 65 Shore A, color black
- rim: pressed steel, strong rim structure with tubular steel hub, bolted or pressed, zinc-plated, blue-passivated, Cr6-free

Other features:

- chemical resistance to many aggressive substances, except oils
- operating temperature: -25 °C to +80 °C, reduced load capacity over +60 °C

Technical data:

Wheel Ø (D)		160 mm
Wheel width		40 mm
Load capacity at 4 km/h		225 kg
Load capacity (static)		565 kg
Bearing type		roller bearing
Total height (H)		195 mm
Plate size		140 x 110 mm
Bolt hole spacing		105 x 75–80 mm
Bolt hole Ø		11 mm
Offset (F)		57 mm
Temperature resistance min		-25 °C
Temperature resistance max		70 °C
Tread and tyre hardness		65 Shore A
Unit weight		3 kg
Non-marking		×
Non-staining		×
Antistatic		×
Electrically conductive		×
Corrosion-resistant		×
Heat-resistant		×
Tread hydrolysis-resistant		×
Suitable for autoclaves		×



Tread and tyre hardness

 65 Shore A

Rolling resistance

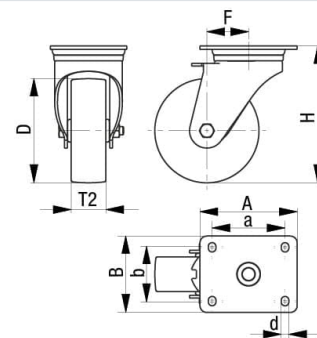
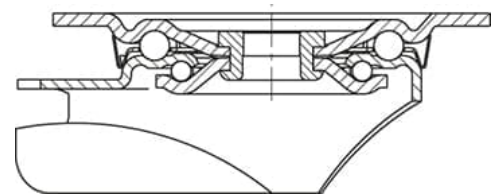
 good

Wear resistance

 satisfactory

Operating noise / floor surface preservation

 very good



Product references



Corresponding rigid caster B-RD 162R-FA



Corresponding swivel caster L-RD 162R-FA



Wheel used RD 162/20R